



2002 Kountry Aire FW

Fifth Wheel

horizons: *broadened*



model: Fifth Wheel

Newmar Kountry Aire FW

- ☒ carefree living
- ☒ goals reached
- ☒ morning coffee
- ☐ boredom

limits:

0

standard:

adventure

NEWMAR.2002



*Lined in-frame
storage compartment*

Soul Mates

There are times in your life when your soul connects to a person, place or thing in a way you simply can't explain. You see it in the special way good friends finish each other's thoughts, the way your favorite putter feels in your hands, or the way the word "sunset" takes on a whole new meaning at your favorite destination. Some call it fate. Some call it destiny. Others call it just plain good luck.

At Newmar, we like to think of this phenomenon as tailoring our products to fit our customers. We take pride in creating quality that you feel comfortable in — that feels "right" from the minute you step inside. The Kountry Aire Fifth Wheel is a result of our commitment to complement your life no matter where you decide to watch that sunset. The Kountry Aire is a combination of an attractive exterior that surrounds inner quality, no matter how deep you care to look. Sidewall framing 16 inches on-center with lightweight, rigid aluminum, an I-beam frame 16 inches thick, welded for additional strength and lightness — the quality shines through at every turn.

The Kountry Aire Fifth Wheel and your life. Looking for a soul mate has never been this easy.



Soul Searching for Excellence

The Kountry Aire has the reputation of being one of the finest towable RVs in the industry. Perhaps it's the high-quality craftsmanship that distinguishes it from other recreational vehicles. Maybe it's the care and dedication that go into the design of each Kountry Aire, or the luxury and amenities that abound. It could be the new features for 2002, like full paint exterior and graphics that put it in a class of its own. Whatever the reason, you can be sure that the Kountry Aire is a dependable and reliable way to visit all of the places you've dreamed of seeing.



*colors (left to right):
Topaz, Sapphire*



2002 Kountry Aire FW

Fifth Wheel

horizons: *broadened*



2002 Kountry Aire Fifth Wheel



www.newmarcorp.com

Wherever you see this symbol, you can log on to our Web site to take a photo tour of the 2002 Kountry Aire's interior.



www.newmarcorp.com

The Perfect Travel Companion

Your dream excursion may include an outing that spans the nation, a simple weekend with relatives or a tailgating party with friends. Whatever your pleasure, the Kountry Aire is the perfect travel companion. The 2002 model offers you new ways to personalize the look and feel of your interior. You can now select from six new interior styles and color options, or choose Pecan-Maple hardwood as a new cabinetry and woodwork option for 2002. And, for lazy days when you just want to sit back and relax, the new DVD player is an option that will entertain for hours. Built with quality, built the way you like it, the Kountry Aire delivers an experience that makes you feel right at home.

Main photo shows Kountry Aire FifthWheel 37BLDS with optional Pecan-Maple and Wisteria decor



2002 Kountry Aire FW

Fifth Wheel

horizons: *broadened*



1

The KountryAire's L-shaped kitchen, shown with optional Pecan-Maple hardwood cabinetry, features Corian® counter-tops and an acrylic sink, a 22" spacesaver microwave, three-burner recessed range and custom area rug.

Inset Photos:

Use the legend at right to find photo number. See descriptions below.

- 1. Kitchen
- 2. Lavatory
- 3. Bedroom

2

The bedroom features optional Pecan-Maple hardwood cabinets with drawers for plenty of storage space, and an optional 13" television. The bathroom contains a vanity with sink and a tub/shower with glass shower door.

legend

(main photo)	1
	2
	3

3

details

In the bedroom, the comfortable queen-sized bed comes with a lovely quilted bedspread, pillow shams, matching bed skirt and accent pillows.

Standard Features

2002 Kountry Aire Fifth Wheel



air conditioning & heating

- 13,500 BTU Brisk® Central Air Conditioner
- Two-40# LP Gas Bottles with Empty Indicator Light, on Slide Out Tray
- LP Leak Detector

appliances & accessories

- 10-Gallon Gas/Electric Water Heater (direct spark ignition)
- 22" Spacesaver Microwave
- Color TV in Entertainment Center
- 3-Burner Recessed Range with Glass Oven Door (electronic ignition)
- AM/FM Stereo with Cassette and CD Player
- Cable TV Connection with RG6 Coax
- Ceiling Fan in Living Room Area
- Dometic® I062 Refrigerator (10 cu. ft.)
- Satellite Prep-Phone/TV Jack and Recept
- Telephone Connection with One Phone Jack
- TV Antenna with Power Booster, One Exterior and Two Interior Jacks

cabinets & furniture

- Flexsteel® Large Glider Recliner, One or Two as Shown on Floorplan Drawing
- Corian® Countertop in Kitchen with Acrylic Sink
- Oak Hardwood Cabinets with Raised Panel Double Arched Doors
- Drawers with Metal Guides

electrical features

- Two-45-Amp Converters
- Two-6-Volt Batteries
- Battery Disconnect Switch
- 50-Amp Electrical Services with Flexible Cord
- Exterior Security Lights (one installed on each side)
- Interior Courtesy Lights
- Lights in Exterior Storage Areas, Controlled by an Interior Master Switch

exterior features

- Brite-Tek Roof with 7mm Decking and Radius Fiberglass Top Wrap
- Fully Painted Exterior Graphics with Clear Coat Finish
- Gel-Coated Fiberglass End Caps
- Gel-Coated Fiberglass Exterior Sides
- One-piece Molded Fiberglass Front Goose Neck Area
- Power Front Jacks, Rated at 8,000 lbs., with Independent Operation
- Roof Rack & Ladder
- Snaps for Fifth Wheel Jacks
- Stabilizers Jacks (two pair)
- Storage Drawer in Front Compartment Area

interior features

- Decorative Ceramic Tile Back Splash in Kitchen and Bathroom
- Padded Vinyl Ceiling
- Quilted Bedspread with Pillow Shams, Matching Bed Skirt and Accent Pillows

plumbing/bath features

- Fiberglass Tub/Shower with Glass Shower Door
- Gate Valve Drain on Fresh Water Tank
- Monitor Panel
- Sewage Holding Tank Rinse
- Thefford Aria® Sculptured China Stool
- Water Heater Bypass System

construction features

- 16" I-beam Frame with Molded Fiberglass Wrap Storage Doors
- Aluminum Frame Sidewalls and Roof Construction, 16" on Center

windows, awnings & vents

- Tinted Safety Glass Windows
- Fan-tastic Vent with Rain Sensor in Kitchen Area
- Power Vent in Bathroom with Wall Switch
- Skylight in Bathroom with Soft Shade (located above tub/shower)

towable chassis features

- Spare Tire, Located in Front Storage Compartment, Pull-Out Tray
- Stainless Steel Wheel Simulators
- Tandem Axle, Dual Wheels, Disc Brakes, MOR/ryde® Independent Suspension

Optional Features

2002 Kountry Aire Fifth Wheel



appliances & accessories

- 30" Convection Microwave with 3-Burner Cooktop [13 lbs.]
- Dometic® I292 Side-by-side Refrigerator (12 cu. ft.) [47 lbs.]
- Icemaker Added to Dometic® Refrigerator [5 lbs.]
- Sears® Washer and Dryer [232 lbs.]

cabinets & furniture

- Cherry Hardwood Cabinets
- Snow Maple Hardwood Cabinets
- Pecan-Maple Hardwood Cabinets

exterior features

- Gel-Coated Fiberglass Roof with 1/4" Foam Insulation [78 lbs.]

interior features

- Ceramic Floor Tile in Bathroom Area [75 lbs.]
- Ceramic Floor Tile in Kitchen and Foyer Area [35 lbs.]

windows, awnings & vents

- Double Pane Tinted Safety Glass Windows [110 lbs.]
- Power Slideout Landing with Railing and Power Step [130 lbs.]




www.newmarcorp.com


Visit www.newmarcorp.com for a complete list of all available options and swatches.

Swatches


Color Details




Wisteria (Lavender)




Glacier Blue




Contempo



Laurel Green



Bronze



Savannah (see below for description)

1. Sofa 2. Accent 1 3. Accent 2 4. Carpet
See dealer swatch samples for truer colors and fabric locations

The Savannah upgraded interior features:

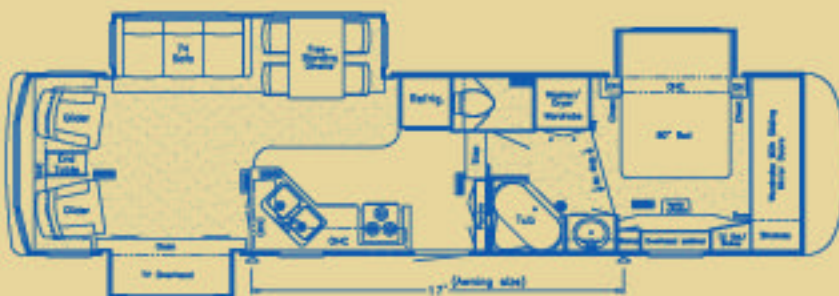
- Leather/vinyl sofas with an Ultra Suede Cheetah insert
- Designer dinette chairs with Ultra Suede accent
- Designer throw pillows and fringed afghan
- Fabrica® brand jacquard carpet and custom designed fringed area rug
- Custom designed leaded glass
- Upgraded lambrequins are standard in the living room
- Custom designed decorative border in the bedroom
- Coordinated bedding accessories including bedspread, pillow shams, fringed bed pillow, neck-roll and tassled coverlet
- Options for this interior include designer ceramic tile with decorative inlay and upgraded valance and drapery

Specifications: 2002 Kountry Aire Fifth Wheel



model KAFW 37BLDS

tire size	215/85R16-D	approx. hitch weight	2,700
GAWR	8,600	freshwater	75
GVWR	20,000	grey	92
approx. length	38' 5"	sewage cap.	50
approx. height	12' 4"	approx. hitch height	47"
width	101"	heat cap.	55,000
approx. dry weight	15,900		



model KAFW 38KSWB

tire size	215/85R16-D	approx. hitch weight	2,986
GAWR	8,600	freshwater	75
GVWR	20,000	grey	92
approx. length	39' 2"	sewage cap.	50
approx. height	12' 4"	approx. hitch height	47"
width	101"	heat cap.	55,000
approx. dry weight	16,582		



model KAFW 38RDDS

tire size	215/85R16-D	approx. hitch weight	3,446
GAWR	8,600	freshwater	75
GVWR	20,000	grey	92
approx. length	38' 7"	sewage cap.	50
approx. height	12' 4"	approx. hitch height	47"
width	101"	heat cap.	55,000
approx. dry weight	16,700		

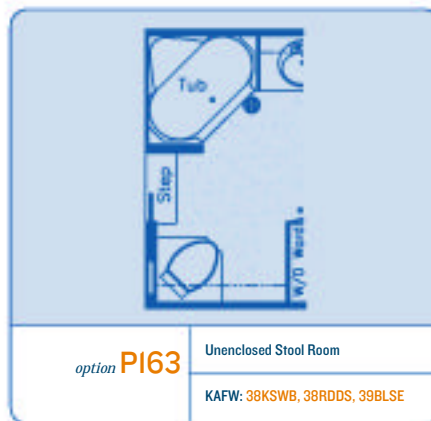
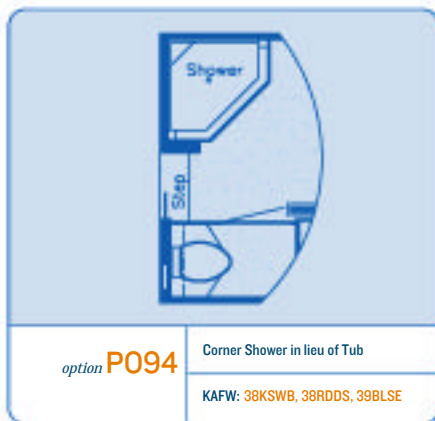
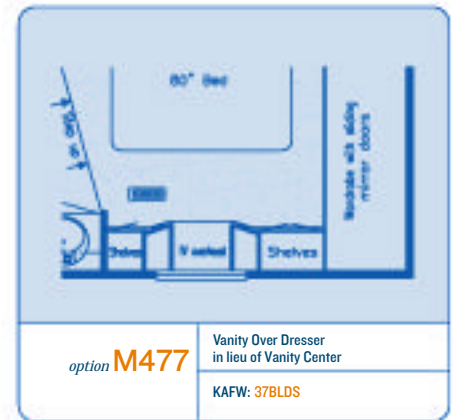
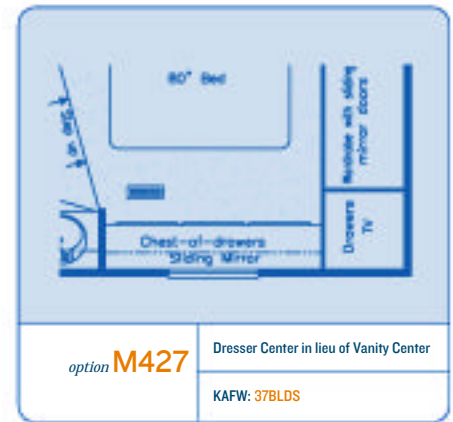
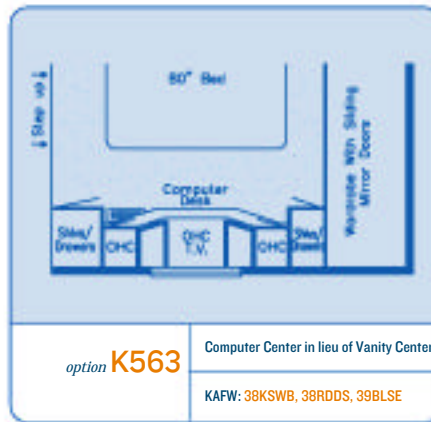
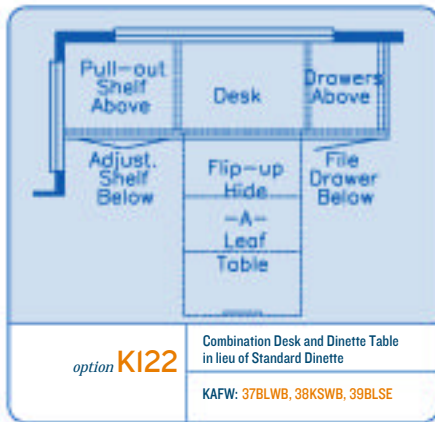


model KAFW 39BLSE

tire size	215/85R16-D	approx. hitch weight	2,773
GAWR	8,600	freshwater	75
GVWR	20,000	grey	92
approx. length	40' 6"	sewage cap.	50
approx. height	12' 4"	approx. hitch height	47"
width	101"	heat cap.	55,000
approx. dry weight	16,310		

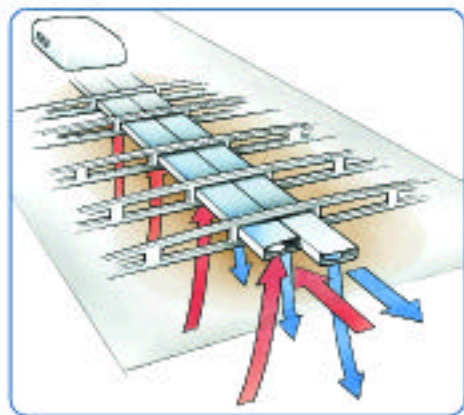
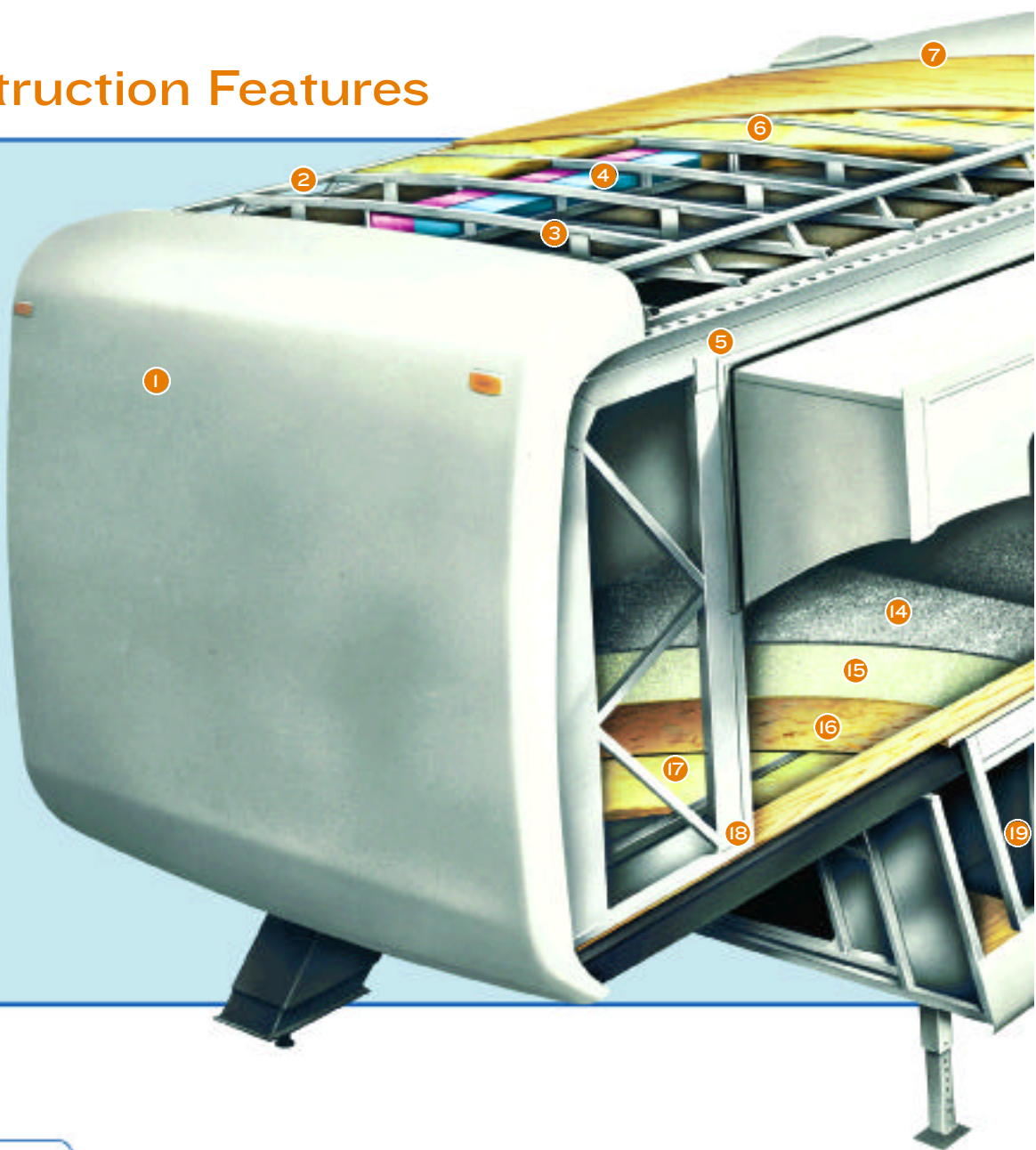


Floorplan Options: 2002 Kountry Aire Fifth Wheel



Typical Construction Features

For construction representation purposes only. Models may differ from what is pictured.



Because Newmar frames its units like the framing in your home, we can provide true central air conditioning. Vents deliver cool air and return warm air, allowing you to close the door to a room and still enjoy total comfort.



1. One-piece fiberglass front cap
2. Welded aluminum crowned roof structure with I6" on-center framing
3. 1" tubular aluminum rafter with full joint weld
4. True central air conditioning
 - Insulated ducted distribution and return
5. Exclusive designed slideout header for added strength
6. Fiberglass batten insulation
7. Aluminum, Brite-Tek or fiberglass roof
8. One-piece fiberglass rear cap
9. Exclusive slideout roof dam channeling water run off
10. Composite one-piece fiberglass exterior sidewall
11. Fiberglass batten insulation
12. Plywood inside wall panel
13. 1.5" C-channel aluminum studs with punched holes and I6" on-center framing allows for:
 - Ventilation
 - Wiring to run through the sidewalls for convenient receptacles
 - Reduced weight
 - Increased strength of the stud
14. Plush carpet
15. Carpet padding
16. 5/8" floor decking
17. Fiberglass batten insulation
18. Welded interlocking top and bottom rail to sidewall stud
19. 12"-16" cambered steel I-beam frame
20. Easily accessible LP compartment
21. Lined in-frame storage compartments
22. Four season enclosed heated tanks
23. Electric rack and pinion slideout
 - One of the industry's deepest flush-floor slides
 - Automotive-style double bulb seal


Construction Features

1 to 23

Beneath the Surface

At Newmar, our relentless pursuit of quality is a source of great pride. That's why we're not afraid to reveal what we're really made of. When you look below the surface you can see our construction is unlike any other. We don't take short cuts, we construct. Our units are framed like the framing in your home. No matter which model you buy, each Newmar RV is assembled on the same production line, built with the same high standards and care. Newmar Quality: A Way of Life, and we mean that from the inside out.

Ever notice that I-beams are used when constructing skyscrapers? The I-beam is stronger than a box-channel beam. That's why Newmar uses a 12-inch I-beam when constructing its fifth wheel frame.



Delivering on Our Promises

The Newmar warranty is as straightforward and honest as our philosophy — build an excellent product and stand behind it all the way. We take pride in the fact that our 36-month or 36,000-mile, bumper-to-bumper limited warranty is the best in the industry. Being the best has many advantages. Not only do our customers go home with confidence and peace of mind, they go home with a warranty that is easy to read and understand, with no hidden fine print or confusing language.

At Newmar, we engineer quality into everything we build and require the same high standards of every component we include in our products. So, when you compare warranties, check the fine print. We think you will find our warranty amazingly simple and surprisingly complete... just the way our customers want it.

Exacting quality, simple language, and products you can trust and enjoy. That is the Newmar promise.



Newmar Quality: A Way of Life

NEWMAR CORPORATION
355 N DELAWARE ST
PO BOX 30
NAPPANEE IN 46550-0030
219-773-7791 Fax 219-773-2895
www.newmarcorp.com

Don't forget to check out the Newmar Kountry Klub. All you need for eligibility is to be a proud owner of any of the fine Newmar recreational vehicles.

We invite you to visit our state-of-the-art production facility in Nappanee, Indiana. Plant tours are offered at 10:00 a.m. and 1:00 p.m., Monday through Friday.

visit us at:



www.newmarcorp.com

NEWMAR 2002

official Newmar dealer

Some features shown in our literature are optional. Colors and finishes are photographic representations and may appear differently when viewing actual materials. Prices, specifications and floorplans are subject to change at Newmar's discretion without prior written notice or obligation. Please see your dealer for actual samples and specifications.

©2001 Newmar Corporation. Printed in the U.S.A. (6/01)